

adani

Ports and
Logistics

o/c

AHPL/GPCB/2023-24/04

Date: 28.06.2023

GPCB ID: 35352

To
The Member Secretary,
Gujarat Pollution Control Board,
Paryavaran Bhavan, Sector-10A,
Gandhinagar-382 010 (Gujarat)

Dear Sir,

Ref.: I. Consolidated consent and authorization (CC&A) vide consent order no. AWH-118804, 18.05.2022 valid up to 12.07.2027

Sub.: Environmental Statement in Form-V for the financial year 2022-23 of M/s. Adani Hazira Port Ltd.

Sir,

With reference to above subject matter, please find enclosed herewith **Environmental Statement - Form-V** prescribed under *Rule, 14 of the Environment (Protection) Rules, 1986* of M/s. Adani Hazira Port Ltd., At & PO: Hazira, Taluka: Choryasi, District: Surat (Gujarat) for the financial year 2022-23.

This is for your kind reference and record please.

Thanking You,

For Adani Hazira Port Ltd.



(Niraj Bansal)

CEO-AHPL

Encl.: - Environmental Statement in Form-V for the Financial Year: 2022-23

Cc to: - The Regional Officer, Gujarat Pollution Control Board, Plot No:11-12/2,3. GIDC-Pandesara Surat-394221. Telephone: (0261) 2442696, 2411192. Fax: (0261) 2429733. Email: ro-gpcb-sura@gujarat.gov.in



Adani Hazira Port Ltd
At & PO Hazira
Choryashi
Surat 394 270
Gujarat, India
CIN: U45209GJ2009PTC058789

Tel +91 261 220 7780
Fax +91 261 220 7777
info@adani.com
www.adaniports.com



Ports and
Logistics

AHPL/GPCB/2023-24/04

Date: 28.06.2023

GPCB ID: 35352

To

The Member Secretary,
Gujarat Pollution Control Board,
Paryavaran Bhavan, Sector-10A,
Gandhinagar-382 010 (Gujarat)

Dear Sir,

Ref.: I. Consolidated consent and authorization (CC&A) vide consent order no. AWH-118804, 18.05.2022 valid up to 12.07.2027

Sub.: Environmental Statement in Form-V for the financial year 2022-23 of M/s. Adani Hazira Port Ltd.

Sir,

With reference to above subject matter, please find enclosed herewith **Environmental Statement - Form-V** prescribed under *Rule, 14 of the Environment (Protection) Rules, 1986* of M/s. Adani Hazira Port Ltd., At & PO: Hazira, Taluka: Choryasi, District: Surat (Gujarat) for the financial year 2022-23.

This is for your kind reference and record please.

Thanking You,

For Adani Hazira Port Ltd.

(Niraj Bansal)

CEO-AHPL

Encl.: - Environmental Statement in Form-V for the Financial Year: 2022-23

Cc to: - The Regional Officer, Gujarat Pollution Control Board, Plot No:11-12/2,3. GIDC-Pandesara Surat-394221. Telephone: (0261) 2442696, 2411192. Fax: (0261) 2429733. Email: ro-gpcb-sura@gujarat.gov.in

Adani Hazira Port Ltd
At & PO Hazira
Choryashi
Surat 394 270
Gujarat, India
CIN: U45209GJ2009PTC058789

Tel +91 261 220 7780
Fax +91 261 220 7777
info@adani.com
www.adaniports.com

**Environment Statement In (Form-V) For The FY: 2022-23 of
M/s. Adani Hazira Port Ltd.**

FORM - V

(See Rule 14)

Environmental Statement for the Financial Year ending 31st March, 2023

PART – A

(i)	Name and address of the Owner/ Occupier of the Industry Operation or Process	:	Niraj Bansal, Chief Executive Officer, M/s. Adani Hazira Port Ltd., At & Post: Hazira, Taluka: Choryasi, District: Surat (Gujarat)
(ii)	Industry Category Primary (STC Code) Secondary (STC Code)	:	Red - Large Not Applicable Not Applicable
(iii)	Production Capacity	:	57.7 MMTPA (Total Cargo Handling Capacity)
(iv)	Year of Establishment	:	2010
(v)	Date of Last Environment Statement Submitted	:	30 th June 2022

PART - B

Water and Raw Material Consumption

(i) Water Consumption:

Water Consumption Cu. Mtr./Day	
Process	Approx. 1859.51 m ³ /day in Firefighting, Dust Suppression, Sprinkling Washing Activities, and horticulture etc.
Cooling	
Domestic	Approx. 166.53 m ³ /day in Domestic Purpose

Name of Products	Process Water Consumption Per Unit Of Product Output	
	During the Previous Financial Year	During the Current Financial Year
Handling and Storage of General Dry Cargo, Liquid Cargo and Containers*	Total Water Consumption during the FY: 2021-22 is 615045.19 m ³ in the Dust Suppression, Fire Fighting, Cooling, LT - Washing Activities, Horticulture and Domestic purpose etc. The Water consumption per unit of cargo handling is 0. 0.0247 m ³ /MT.	Total Water Consumption during the FY: 2022-23 is 739506.78 m ³ in the Dust Suppression, Fire Fighting, Cooling, LT - Washing Activities, Horticulture and Domestic purpose etc. The Water consumption per unit of cargo handling is 0. 0.0292 m ³ /MT.

Environment Statement In (Form-V) For The FY: 2022-23 of
M/s. Adani Hazira Port Ltd.

* The Unit does not carry out any manufacturing process. The water consumed was mainly in Firefighting, Dust Suppression, Water Sprinkling, Washing Activities and Horticulture & Domestic Purpose etc.

(ii) Raw Material Consumption:

Name of Raw Material	Name of Products	Consumption of Raw Material per Unit of output	
		During the previous Financial Year	During the current Financial Year
Not Applicable	Not Applicable	Not Applicable	Not Applicable

* Unit does not carry out any manufacturing process.

PART - C

Pollutants discharged to Environment/Unit of Output
(Parameters as specified in consent issued)

Pollutants	Quantity of pollutants discharged (Mass/day)	Concentrations of pollutants in discharges (Mass/Volume)	Percentage of variation from prescribed standards with reasons
(a) Water	Nil*		
(b) Air	<ul style="list-style-type: none"> • DG sets are provided as standby power source and used during power failure. • The height of DG stacks as per CPCB/GPCB standards. All the monitored parameters are found within prescribed limits. 		
Particulate Matter (mg/Nm ³)	DG set emission report is enclosed as Annexure-1.		Nil
Sulphur Dioxide (ppm)			Nil
Nitrogen Oxide (ppm)			Nil

* The Unit does not carry out any manufacturing process, as it is a service industry i.e. Port engaged in Handling and Storage of General Dry Cargo, Liquid Cargo and Containers. The source of effluent/wastewater generation is washing activities of liquid tanks, pipelines and floor washing during any spillage and/or leakage of liquid cargo and other domestic activities. During the Financial Year: 2022-23. There is no discharge of treated effluent / water discharged to the environment. All the treated Effluents and Sewage are utilized in horticulture purpose.

There was approx. 83.26 KL/Day Sewage Generation. The sewage was treated in the Sewage Treatment Plants (STP's) and treated water conforming to prescribe standards was reused in gardening and plantation activities. There was approx. 87.30 KL/Day of Effluents generation, and all

Environment Statement In (Form-V) For The FY: 2022-23 of
M/s. Adani Hazira Port Ltd.

of the generated effluents were treated in Effluents Treatment Plant and utilized in Horticulture Purpose.

PART - D

Hazardous Wastes

(as specified under Hazardous waste (Management and Handling) Rules, 2016

Hazardous Wastes	Total Quantity (Kg.)	
	During the Previous Financial Year	During the Current Financial Year
a) From Process	Quantity of Hazardous Waste generated is given below: Cat.-3.2: 87730 Kg. of cargo residue containing chemicals. Cat.-3.3: 1090 Kg. of Used Oil Filters. Cat 3.4: 4200 Kg of Bilge water Containing oils Cat-33.11: 2960 Kg of contaminated empty barrel Cat 33.2: 5850 Kg of oily Cotton rags Cat.-5.1: 19440 Kg. of Used/Spent Oil. Cat.-5.2: 18830 Kg. of Oil Contaminated Foam Pigs. Cat 35.1: 2400 Kg of gas cleaning residues CMS.	Quantity of Hazardous Waste generated is given below: Cat.-3.2: 134640 Kg. of cargo residue containing chemicals. Cat.-3.3: 375 Kg. of Used Oil Filters. Cat-33.11: 12750 Kg of contaminated empty barrel Cat 33.2: 4000 Kg of oily Cotton rags Cat.-5.1: 162370 Kg. of Used/Spent Oil. Cat.-5.2: 112760 Kg. of Oil Contaminated Foam Pigs.
b) From Pollution Control facilities	Nil	Nil

PART - E

Solid Waste

Solid Waste	Total Quantity (MT/Annum)	
	During the Previous Financial Year	During the Current Financial Year
(a) From Process (Ash)		
(b) From Pollution Control		

**Environment Statement In (Form-V) For The FY: 2022-23 of
M/s. Adani Hazira Port Ltd.**

facilities		
(C-1) Quantity recycled or reutilized within the unit	5.772 MT (Kitchen & Food Waste was Converted in to Manure through Organic Waste Converter)	5.560 MT (Kitchen & Food Waste was Converted in to Manure through Organic Waste Converter)
(C-2) Sold		
(C-3) Disposed	Approx. 222.14 MT (Garbage Wastes) processed through Solid Waste Management Facility of Surat Municipal Corporation	Approx. 211.680 MT (Garbage Wastes) disposed off through waste management agencies.

Note: Scrap is collected in designated scrap yard at Central Store and sold to scrap vendor.

PART - F

Please specify the characterization (in terms of Composition and quantum) of Hazardous as well as solid wastes and indicate disposal practice adopted for both these categories of wastes:

- Total quantity hazardous waste disposed off during the financial year 2022-23 is approx. 426.895 MT. Out of which 150.97 MT of Incinerable hazardous waste was disposed off through GPCB authorized CHWIF M/s Saurashtra Enviro Projects Pvt Ltd Kutch. Approx. 103.67 MT of co processable hazardous waste are sent to GPCB registered Preprocessing facility M/s Eco Waste Management, Himmat Nagar.
- Approx. 162.37 MT Used/Spent Oil/Bilge Water were generated (including opening were sold out to GPCB registered recycler/refiners. The Waste Oils were stored in barrels in hazardous waste storage shed.
- Approx. 12.75 MT - Empty Paint Drums/Tins were sold out to GPCB registered recycler at M/s Jawrawala Petroleum Ahmedabad.
- Oily Cotton rags were generated from various maintenance and operational activities, which were kept in covered hazardous waste storage area. 4.0 MT of oily cotton rags Wastes were disposed off through GPCB authorized CHWIF Saurashtra Enviro Projects Pvt Ltd Kutch and Eco Waste Management Preprocessing facility. 112.76 MT of Oil contaminated Foam pigs was disposed off through GPCB authorized CHWIF Saurashtra Enviro Projects Pvt Ltd Kutch and Eco Waste Management Preprocessing facility at Himmatnagar.
- Used Oil filters of 0.375 MT was disposed off through GPCB authorized CHWIF Saurashtra Enviro Projects Pvt Ltd Kutch
- Cargo residue containing chemicals of 134.64 MT was disposed off through GPCB authorized CHWIF Saurashtra Enviro Projects Pvt Ltd Kutch

Environment Statement In (Form-V) For The FY: 2022-23 of
M/s. Adani Hazira Port Ltd.

PART - G

Impact of the pollution abatement measures taken on conservation of natural resources and on the cost of production: -

- Unit has installed **Sewage Treatment Plants of 75 KLD capacity and Effluent Treatment Plant (ETP) of 90 KLD Capacity** for treatment of the Sewage water and Effluent being generated at site. The treated water is being reused within port premises.
- Unit has installed **Organic Waste Converter (OWC)** to convert the organic wastes into organic manure i.e.: Kitchen/Food Waste and Horticultural Waste being generated at site. The manure is being reused within port premises.
- M/s. AHPL has developed mangrove afforestation on an area 200 hectares i.e.: 20 hectares near Village: Kantiyajal, Sea coast area and 180 hectares near Village: Nada-Devla, District: Bharuch (Gujarat).
- M/s. AHPL has developed a Bio-Shield Pilot Project on an area of 18 hectares at near Village: Tankari Bandar, Taluka: Jambusar, District: Bharuch (Gujarat).
- The Unit has been used recycled water i.e. treated sewage of KRIBHCO for industrial used which caters more than 80% of total water consumption.
- The Unit has installed Photo voltaic Solar Panel of 3.5 MW and reduced its grid Power consumption and 2 MW of Wind mills at Rojmal near Rajkot for renewal energy generation.
- During the financial year: 2022-23, the total cost incurred on environmental protection measures is enclosed as **Annexure-2**.

PART - H

Additional measures /investment/ proposal for environmental protection including abatement of pollution, prevention of pollution.

- Unit is carrying out regular environmental monitoring within the Port and surrounding area through reputed MoEF&CC and NABL accredited laboratory. All the environmental parameters are found well within specified limits and the details of monitored data is regularly submitting to GPCB, CPCB, MoEF&CC and other concerned authorities.

Environment Statement In (Form-V) For The FY: 2022-23 of
M/s. Adani Hazira Port Ltd.

- Unit has installed STP's and ETP for the treatment of the domestic waste water and effluent being generated at site and the treated water is being used for horticulture (plantation & gardening) purpose. Unit has also provided dump pond and conveyance channel for collection of runoff generated from Coal Yard.
- Unit has provided sprinklers at coal yard & conveyer system and carrying out regular water spreading to control the dust exposure. Wind breaking shield is provided around the periphery of Coal Yard.
- Unit has a dedicated horticulture department & developing green belt within port premises.
- Unit uses mist canon to suppress the fugitive coal dust at coal yard.
- Unit has deployed four road sweeping machines to control the fugitive dust emissions.
- Unit has installed wind break shield around coal yard and Rock Phosphate Yard to suppress dust emission.
- Unit has laid 1.7 km of closed conveyor system having dust suppression system for handling of coal from Jetty to coal yard.
- Unit has laid approx. 17 km of underground of pipeline for receiving treated wastewater from KRIBHCO and all the industrial requirement of water is being fulfilled through the recycled water.
- Unit has developed greenbelt area of 78.49 hectare till March, 2023.

PART - I

Any other particulars for improving the quality of environment:

- Trainings on Environment Management and Waste Management were organized for employees, associates and contractual workers.
- Environmental awareness programs have been conducted during the year for employees, contractual employees, school children and local community of nearby villages.
- Integrated housekeeping management is undertaken on top priority to maintain neat and clean working environment in the port premises.
- World Environment Day and other important environment related days are being celebrated to raise awareness among employees, associates and contractor's workmen, The participants of the programs organized on these days were motivated by providing prizes and certificates.
- The Port has initiated "Single Use Plastic Free Port" initiative and Confederation of Indian Industry has been engaged for certifying the protocol and implementation of the same.

Environment Statement In (Form-V) For The FY: 2022-23 of
M/s. Adani Hazira Port Ltd.

- The Port has an ISO 14001:2015 certified system for Environment Management System, ISO 19001:2015 certified system for Quality Management System, ISO 45001: 2018 certified system for Occupational Health and Safety Management System and ISO 50001: 2018 certified system for Energy Management System.
- 200 ha of Mangrove plantation and 18 ha of Bio shield development carried out in Tankari Village of Jambusar taluka, district- Bharuch, Gujarat and these are being maintained and monitored through one NGO and SHG.

Date: 28.06.2023


(Authorized Signatory)

Name: **Niraj Bansal**
Designation: **Chief Executive Officer (CEO)**

Address: **At & Post: Hazira, Taluka: Choryashi,
District: Surat (Gujarat)**

**Environment Statement In (Form-V) For The FY: 2022-23 of
M/s. Adani Hazira Port Ltd.**

ANNEXURE-1

DG SETS STACK EMISSION AND NOISE LEVEL MONITORING: -

Note: DG sets are provided as standby power source and used during power failure.



POLLUCON LABORATORIES PVT. LTD.

4G. DG SETS STACK EMISSION AND NOISE LEVEL MONITORING: -

Table-1.25: DG Sets Stack Monitoring Results for the period: October - 2022 to March - 2022

Table-1.25 (a): DG Sets Stack Monitoring Results:


Sr. No.	Parameters	Unit	DG SET TOYO DENKI -1		DG SET TOYO DENKI -2	
			28/11/2022	20/02/2023	28/11/2022	20/02/2023
1	Particulate Matter	mg/Nm ³	24.53	28.61	28.67	24.3
2	Sulphur Dioxide	ppm	4.51	7.8	6.49	8.37
3	Oxide of Nitrogen	ppm	34.23	38.56	36.19	33.67
4	Carbon Monoxide (CO)	mg/m ³	23.39	28.05	22.9	25.39
5	Non Methyl Hydro Carbon (NMHC)	mg/m ³	Not Detected	Not Detected	Not Detected	Not Detected

Table-1.25 (b): DG Sets Stack Monitoring Results:

Sr. No.	Parameters	Unit	DG SET TOYO DENKI -3		SS-1 LT DG -320 KVA	
			28/11/2022	28/11/2022	28/11/2022	20/02/2023
1	Particulate Matter	mg/Nm ³	30.62	27.52	27.52	24.3
2	Sulphur Dioxide	ppm	7.55	7.41	7.41	8.37
3	Oxide of Nitrogen	ppm	38.67	36.3	38.3	33.67
4	Carbon Monoxide (CO)	mg/m ³	25.77	11.68	11.68	25.39
5	Non Methyl Hydro Carbon (NMHC)	mg/m ³	Not Detected	Not Detected	Not Detected	Not Detected

Table-1.25 (c): DG Sets Stack Monitoring Results:

Sr. No.	Parameters	Unit	SS3 -DG -200 KVA		LT Phase -1 (625 KVA)	
			28/11/2022	21/02/2023	29/11/2022	21/02/2023
1	Particulate Matter	mg/Nm ³	26.81	23.55	38.41	36.23
2	Sulphur Dioxide	ppm	8.21	6.32	6.47	5.16
3	Oxide of Nitrogen	ppm	30.47	32.61	34.28	36.28
4	Carbon Monoxide (CO)	mg/m ³	10.99	11.68	18.9	21.07
5	Non Methyl Hydro Carbon (NMHC)	mg/m ³	Not Detected	Not Detected	Not Detected	Not Detected


Authorized Signatory

● PSSAI Approved Lab ● Recognized by MoEF, New Delhi Under Sec. 12 of Environmental (Protection) Act-1986 ● GPCB approved ● ISO 14001 : 2004 ● OHSAS 18001 : 2007 ● ISO 9001 : 2008
● Schedule D auditor

"Pollucon House", Plot No.5/6, Opp.Balaji Industrial Society, Did Shantinath Silk Mill Lane, Near Gaytri Farnan Mart, Navjivan Circle, Udhana Magdalla Road, Surat-395007, Gujarat, India.
Phone : 0261-2635750, 0261-2635751, 0261-2635775, 07916605174, WEB: www.polluconlab.com, E. mail: pollucon@gmail.com, info@polluconlab.com

**Environment Statement In (Form-V) For The FY: 2022-23 of
M/s. Adani Hazira Port Ltd.**





Table-1.25 (d): DG Sets Stack Monitoring Results:

Sr. No.	Parameters	Unit	LT Phase -2 (750 KVA)		ER-1 (100 KVA)	
			29/11/2022	21/02/2023	29/11/2022	21/02/2023
1	Particulate Matter	mg/Nm ³	32.56	39.59	26.52	28.54
2	Sulphur Dioxide	ppm	7.68	8.16	5.02	6.56
3	Oxide of Nitrogen	ppm	35.46	38.71	31.55	29.59
4	Carbon Monoxide (CO)	mg/m ³	21.19	18.9	16.26	17.41
5	Non Methyl Hydro Carbon (NMHC)	mg/m ³	Not Detected	Not Detected	Not Detected	Not Detected

Table-1.25 (e): DG Sets Stack Monitoring Results:


Sr. No.	Parameters	Unit	MDG Building (380 KVA)		Custom Building (320 KVA)	
			29/11/2022	21/02/2023	29/11/2022	20/02/2023
1	Particulate Matter	mg/Nm ³	36.24	31.55	32.48	35.43
2	Sulphur Dioxide	ppm	5.08	4.91	6.49	7.31
3	Oxide of Nitrogen	ppm	35.33	33.44	34.5	30.5
4	Carbon Monoxide (CO)	mg/m ³	15.35	16.61	14.43	15.57
5	Non Methyl Hydro Carbon (NMHC)	mg/m ³	Not Detected	Not Detected	Not Detected	Not Detected


Authorized Signatory

● PSSAI Approved Lab ● Recognized by MoEF, New Delhi Under Sec. 12 of Environmental Protection Act-1986 ● CPCB approved schedule II auditor ● ISO 14001 : 2004 ● OHSAS 18001 : 2007 ● ISO 9001 : 2008

"Pollucon House", Plot No.5/6, Opp.Bataji Industrial Society, Did Shantinath Silk Mill Lane, Near Gaytri Farsan Mart, Navjivan Circle, Udhana Magdalla Road, Surat-395007, Gujarat, India.
Phone : 0261-2635750, 0261-2635751, 0261-2635775, 07988605174. WEB: www.polluconlab.com, E-mail: pollucon@gmail.com, info@polluconlab.com

**Environment Statement In (Form-V) For The FY: 2022-23 of
M/s. Adani Hazira Port Ltd.**



POLLUCON LABORATORIES PVT. LTD.

Table-1.26: DG Sets Noise Level Monitoring Results for the period: October - 2022 to March - 2022

Sr. No.	DG Set Average Noise Level In Leq. dB(A)		
	Sampling Location	At 1 M Distance From The Enclosure	
		Sampling Date	28 & 29/11/2022
1.	DG SET TOYO DENKI - 1	71.6	70.2
2.	DG SET TOYO DENKI - 2	69.5	65.8
3.	DG SET TOYO DENKI -3	62.1	69.0
4.	SS-1 LT DG -320 KVA	70.3	65.7
5.	SS3 -DG -200 KVA	64.2	60.1
6.	LT PHASE -1 (625 KVA)	68.1	55.2
7.	LT PHASE -2 (750 KVA)	63.9	63.9
8.	ER-1 (100 KVA)	67.7	64.2
9.	NDG BUILDING (380 KVA)	59.5	55.1
10.	CUSTOM BUILDING (320 KVA)	72.9	64.9

Authorized Signatory

SSAI Approved Lab • Recognised by MoEF, New Delhi Under Sec. 12 of Environmental (Protection) Act-1986 • GPCB approved schedule II auditor • ISO 14001 : 2004 • OHSAS 18001 : 2007 • ISO 9001 : 2008

"Pollucon House", Plot No.516, Opp.Bataj Industrial Society, Did Shantinath Silk Mill Lane, Near Gaytri Farsan Mart, Navjivan Circle, Udhana Magdalla Road, Surat-395007, Gujarat, India.

ne : 0261-2635750, 0261-2635751, 0261-2635775, 07016605174, WEB: www.polluconlab.com, E. mail: pollucon@gmail.com, info@polluconlab.com

Environment Statement In (Form-V) For The FY: 2022-23 of
M/s. Adani Hazira Port Ltd.

ANNEXURE - II

Environment Budget & Expenditure of FY 2022-23

Sr No	Activities	Budget for FY 2022-23	Expenditure (FY23)
		(In Lacs INR)	(In Lacs INR)
1	Environmental Study/Audit/Survey/Consultancy Services	32	19.28
2	Legal and Statutory Charges/Newspaper advertisement	10	9.45
3	Environmental Monitoring Services	21.04	16.56
4	Hazardous Waste Management	33.2	18.30
5	Horticulture Development – Greenery and Plantation	169	167
6	Manpower Sewage Treatment Plant and Effluent Treatment Plant	10	9.80
7	Disposal of Bio medical Waste	1.8	1.8
8	Water Sprinkling for dust suppression	250	210
9	Miscellaneous Environmental Initiatives and Salary of Environmental Professionals	20	18
10	ISO 14001:2015 (EMS) audit, certification, and internal audit training	3	1.5
Total		550.04	471.69

Expenditure of last three Years

Year	Budget	Expenditure (In Lacs INR)
2019-20	363.80	326.76
2020-21	479.63	418.11
2021-22	571.80	443.70

