



Ports and
Logistics

DPCL/ENV/2024-070

Date:24.09.2024

To
The Member Secretary
State Pollution Control Board, Odisha
A/118, Nilakantha Nagar, Unit -VIII,
Bhubaneswar - 751012
Odisha

**Sub: Environmental Statement for the financial year ending 31st March 2024
for Dhamra Port Company Limited at Dhamra, Bhadrak, Odisha.**

Ref: Consent Order No. 4218/IND-I-CON-6348 dated 24.04.2020.

Dear Sir,

With reference to the above-mentioned subject, please find enclosed Environmental Statement in Form - V prescribed under Rule 14 of the Environment (Protection) Rules 1986 of The Dhamra Port Company Limited situated at Dhamra, Bhadrak, Odisha for the financial year ending 31st March 2024.

Thanking you,

Yours faithfully,
For The Dhamra Port Company Limited

Santosh Kumar Nayak
Head- Environment



Encl: As above.

Copy to: The Regional Officer, State Pollution Control Board, Odisha, Plot no. -
1602, Ganeshwarpur, Januganj, Balasore - 756019

The Dhamra Port Company Ltd
(A Wholly Owned Subsidiary of APSEZL)
At: Dosinga, PO: Dhamra
Bhadrak 756 171
Odisha, India
CIN: U45205OR1998PLC005448

Tel +91 674 230 4500
Fax +91 674 230 3828
www.adaniports.com

FORM V

(See Rule 14)

Environmental Statement for the Financial Year ending 31st March 2024**PART – A**

- (i) Name and address of the Owner/ Occupier of the Industry Operation or Process : Devendra Thakar
Chief Executive Officer
The Dhamra Port Company Limited
At/PO.- Dosinga, Via. Dhamra, Dist-Bhadrak
Odisha - 756171
- (ii) Industry Category : Red-B
Primary (STC Code) : NA
Secondary (STC Code) : NA
- (iii) Production Capacity : 71.84 Million MT/Annum Cargo & 1 Million TEU/Annum Containerized Cargo
- (iv) Year of Establishment : 2000
- (v) Date of last Environment Statement submitted : 21.09.2023

PART – B**Water and Raw Material Consumption****(i) A. Water Consumption**

Water Consumption Cu. Mtr./Day	
Process	Nil
Cooling	Nil
Domestic	307.174 m ³ /day
Dust suppression & Fire fighting	1094.855 m ³ /day

B.

Name of Products	Process Water Consumption per unit of Product Output	
	During the current financial year (2022-23)	During the current financial year (2023-24)
Handling of Iron Ore, Coal, Limestone, Gypsum, Steel coil/plate, Slag, Fertilizers, Gas oil, LPG, Pyroxenite, Olivine Sand, Project Cargo, Dolomite, Coke*	0.014 m ³ /Ton	0.016 m ³ /Ton



(ii) Raw Material Consumption

Name of Raw Material	Name of Products	Consumption of Raw Material per Unit of output	
		During the previous financial year (2022-23)	During the current financial year (2023-24)
Nil*	Not Applicable	Nil	Nil

* Unit does not have any manufacturing process. Water consumption provided in the Table No. (i) B. is for the water consumed in the operation during cleaning.

PART – C

Pollutants discharged to Environment/Unit of Output**(Parameters as specified in consent issued)**

Pollutants	Quantity of pollutants discharged (Mass/day)	Concentrations of pollutants in discharges (mass/volume)	Percentage of variation from prescribed standards with reasons
(a) Water	Nil*		
(b) Air	No Point source. Ambient Air Quality Monitoring data is attached as Annexure-1		

*Unit does not manufacture anything, as it is a service industry (Sea Port) engaged in handling and storage of cargo. No effluents are generated from the port. Treated water from the STP is used for horticulture purposes.

PART – D

Hazardous Wastes**(As specified under Hazardous Wastes Management and Handling Rules 1989)**

Hazardous Wastes	Total Quantity	
	During the previous financial year (2022-23)	During the current financial year (2023-24)
(a) From Process Used oil /Spent oil	23.020 KL	29.080 KL
(b) From Process Oil containing cargo residue, Washing water and Sludge (Waste Oil)	1839.190 KL	1536.280 KL
(c) From Process Chemical Containing Cargo residue and sludge/ waste/Residue containing oil	Nil	Nil
(d) From Process Sludge and Filters contaminated with oil / Process waste, Residues and sludge / Contaminated cotton rags or other cleaning materials	1.590 MT	0.764 MT
(e) From Process	Nil	Nil



Ash from Incineration of Hazardous waste, Flue gas cleaning residues		
(f) From Process Empty barrels / Containers / Liners contaminated with Hazardous chemicals /wastes	3.230 MT	3.44 MT
(g) From Pollution Control facilities	Nil	Nil

PART – E


Solid Waste

Solid Waste	Total Quantity Generated (MT/Annum)	
	During the previous financial year (2022-23)	During the current financial year (2023-24)
(a) From Process (Ash)	Nil	Nil
(b) From Pollution Control facilities (STP bio sludge)	4.565 MT/Annum	4.494 MT/Annum
(C-1) Quantity recycled or reutilized within the unit	4.565 MT/Annum	4.494 MT/Annum
(C-2) Sold	Nil	Nil
(C-3) Disposed	Nil	Nil

PART - F

Please specify the characterization (in terms of Composition and quantum) of Hazardous as well as solid wastes and indicate disposal practice adopted for both these categories of wastes:

Hazardous Waste		
Sl. No	Name of waste	Disposal method
1	Used oil /Spent Oil	Send to Authorized Recyclers /Re-processors
2	Oil containing cargo residue, Washing water and Sludge (Waste Oil)	Send to Authorized Recyclers / Re-processors
3	Chemical Containing Cargo residue and sludge/ waste/Residue containing oil	NA
4	Sludge and Filters contaminated with oil / Process waste, Residues and sludge /Contaminated cotton rags or other cleaning materials	Send to Cement Plant for co-processing /energy recovery/Stored in HW Shed
5	Ash from Incineration of Hazardous waste, Flue gas cleaning residues	NA
6	Empty barrels / Containers / Liners contaminated with Hazardous chemicals /wastes	NA



DPCL has got the authorization from OSPCB vide letter no. IND-IV-HW-894/3729 on dated 21.03.2020 for handling of hazardous waste which is valid till 31.03.2025.

Solid Waste				
Sl. No	Name of waste	Generation quantity	Disposal quantity	Disposal method
1	Paper waste	8.955 MT	7.040 MT	Sent to third party recycler
2	Plastic waste	96.089 MT	76.840 MT	Sent to M/s ACC Limited for co-processing/energy recovery
3	Glass Waste	7.954 MT	0 MT	Sold to scrap vendor for recycling.
4	Food waste	284.154 MT	284.154 MT	Converted to manure through OWC (Organic Waste Converter) & used in horticulture work.
5	STP Sludge	4.949 MT	4.949 MT	Used as manure in horticulture work

PART – G

Impact of the pollution abatement measures taken on conservation of natural resources and on the cost of production

- DPCL has three nos. of settling pond of capacity about 50,000 m3 is being used for collection of effluent and runoff water form stack yard area. The treated water is further being reused for dust suppression & sprinkling on road.
- Wastewater generated from Port and township is being treated in four nos. of sewage treatment plant (STP) of capacity 150 KLD, 140 KLD, 25 KLD & 15 KLD. The treated water is being used for horticulture/gardening purpose.
- 10 nos. of mechanized road sweeping machines have been deployed for cleaning of road on regular basis.
- 1 Mist cannon have been deployed for suppression of fugitive dust emissions.
- Regular monitoring of Ambient Air Quality by a MOEFCC accredited agency to meet the prescribed standard by concerned authority.
- Green belt has been developed inside & outside of the port.
- During the financial year 2023-24, the total amount of Rs. 18.46 Crores was incurred on environmental protection measures.
- Rainwater Harvesting system of 55 KL in Township is installed. 3,00,000 m3/annum of rainwater is collected in water reservoir & 9,00,000 m3 of storm water is collected from drainage system. This water is used for horticulture purpose, dust suppression & road sprinkling.
- Trawler has been provided to Forest Department, Govt. of Odisha for patrolling purpose for conservation of Olive Ridley turtle.
- Two nos. of rowing boat, one motorboat and a motor vehicle has been provided to Forest Department, GoO for conservation of Kanika Sand Island.



PART – H

Additional measures /investment/ proposal for environmental protection including abatement of pollution, prevention of pollution.**GHG Emission**

- Purchase of renewable energy to fulfill energy requirement
- Use of Renewable Energy (Roof top solar power)
- Switching over to e-machines from diesel operated (HMC)
- Use of LED Lightings in inside and outside lightings
- Use of automatic sensor fitted lights in roads and common areas
- Usage of Ozone friendly gases in ACs and HVAC systems
- Use of air circuit breaker instead of conventional having SF6

Air management

- Use of rain guns for fugitive dust suppression at minerals stack yard
- Mechanized Road sweeping machines
- Pre wet system before wagon tipping
- Closed conveyor system.
- Tarpaulin covering of rail wagons at Wagon covering shed
- Wagon cargo loading by closed silo system
- Mechanized handling (loading & unloading) of cargo from ship
- Dust suppression system at conveyor lines and transfer points
- Water sprinkling on stack yard internal roads
- Dedicated team for housekeeping.
- Use of mobile mist cannon for control of fugitive emission.

Water management

- Zero effluent discharge from Port premises
- Use of 4 nos. of STP for treatment of domestic wastewater
- Reuse of STP treated wastewater for gardening and horticulture purpose
- 3 nos. settling pond for runoff water treatment
- Reuse of Settling Pond treated water for dust suppression and sprinkling on roads
- Installation of water meter for monitoring the water usage
- Use of drip irrigation in gardening and horticulture work
- Rainwater Harvesting system of 55 KL in Township is installed. 3,00,000 m³/annum of rainwater is collected in water reservoir & 9,00,000 m³ of storm water is collected from drainage system. This water is used for horticulture purpose, dust suppression & road sprinkling.

Waste Management

- Achieved zero waste to landfill in case of solid waste
- Energy recovery from plastic waste and hazardous waste by co-processing at ACC Limited.
- Port certified as Single Use Plastic (SUP) free Port by M/s CII.
- Implementation of 5R concept in waste management
- Waste to wealth initiative implemented
- Utilization of STP sludge as manure for horticulture use

Bio-Diversity Conservation

- Around 9 ha of the mangrove area situated at south side of our port is being conserved and protected by declaring the area as no activity zone with proper bamboo fencing to maintain the natural ecosystem.
- Further around 4,400 mangroves have been planted for conservation of mangroves.
- 2.5 ha (23282 nos. of trees) green belt has been developed in the port premises in 2023-24.



- 58 ha of Degraded Forest patch/ gramya jungle adjacent to Port periphery at Amarnagar, Dosinga, Kanakprasad, Rabindranagar & Balisahi village has been developed by planting trees in co-ordination with forest department, GoO till date.
- DPCL provides support to Forest department for conservation of Kanika Sand Island.
- Specially designed “dark sky friendly” lights fixed in the port and township area which are turtle friendly.
- Adopting horizontal mounting lights and its periodic checking.
- Awareness programs have been conducted in nearby village as well as inside the port premises by DPCL regarding the conservation of the Sea turtle Olive Ridley, mangrove conservation etc.
- Distribution of plants and seedling among local people for development of green ecosystem.
- Various Environment awareness programs like World Environment Day, World Turtle Conservation Day, World Water Day, World Earth Hour Day, World Ozone Day are conducted at the site in association with employees & other stake holders.

PART – I

Any other particulars for improving the quality of environment:

- Dhamra Port committed to promote a culture seeking continual improvement in Environment performance of the organization.
- Dhamra Port emphasizes on implementing Environment Management System to optimize its resource consumption, improve efficiencies, reduce wastes by adopting 5R principles and enhance operational safety to minimize environmental risks. The environmental concerns are considered and addressed adequately during planning, project development and operations.
- Specialized illumination system in line with “International Dark Sky Association (IDA)” has been installed to avoid illuminating the sky or focusing light towards sea. Sodium vapour lamps are being used instead of mercury lamp. All area lighting, roadway lighting and lighting mounted on masts or other elevated structures are of full cutoff luminaries.
- DPCL has made an effective contribution towards Environment Protection, management and conservation during this year.
- Under the inspiration of Prime Minister’s Clean India Mission, APSEZ has developed a vision for making itself – “A Zero waste to landfill Company”. APSEZ’s vision is based on adoption of 5 R’s principle of waste management, i.e., Reduce, Reuse, Reprocess, Recycle & Recover.
- 100 % wastewater generated is being reused and recycled.
- Waste camps are being organized in township for collection of waste materials from township residents to collect other waste apart from garbage. The main intention is to make the area waste free and for creating awareness among residents.
- DPCL believe in sustainable development and is working in close harmony of biodiversity rich area. We are regularly monitoring our footprints on environment.
- Adopted the 5Rs principle in our Port premises
- Achieved Zero Plastic used inside our Port Premises.
- Single Use Plastic free port certified by CII.
- Wastepaper Recycling.
- Use of Eco- Friendly product which is made of wastepaper.
- Installation of 621 kwp Roof top solar power.
- DPCL has been awarded as the winner of 23-24 PCWR (Pollution Control Waste Management & Recycling) Award for the award category – ‘Foremost Waste Management Initiatives by Private Organization’ by Greentech Foundation.
- DPCL has incurred 8.9 Crores for CSR initiatives.





Date: 24-09-2024

(Signature of a person carrying out an industry
operation or process)

Name: Santosh Kumar Nayak

Designation: Head Environment

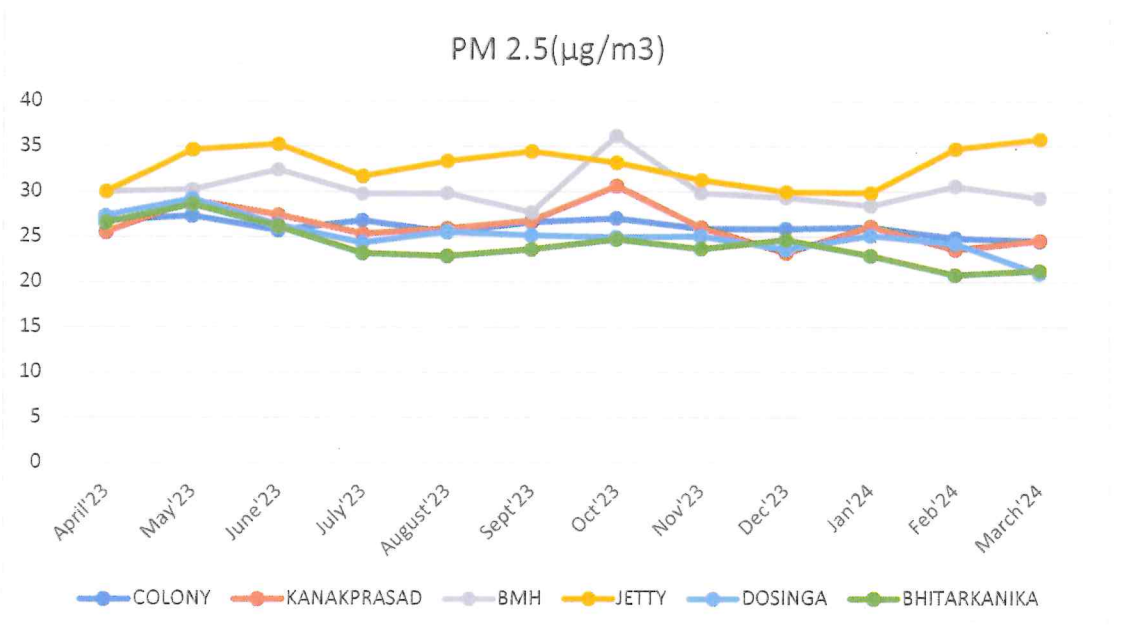
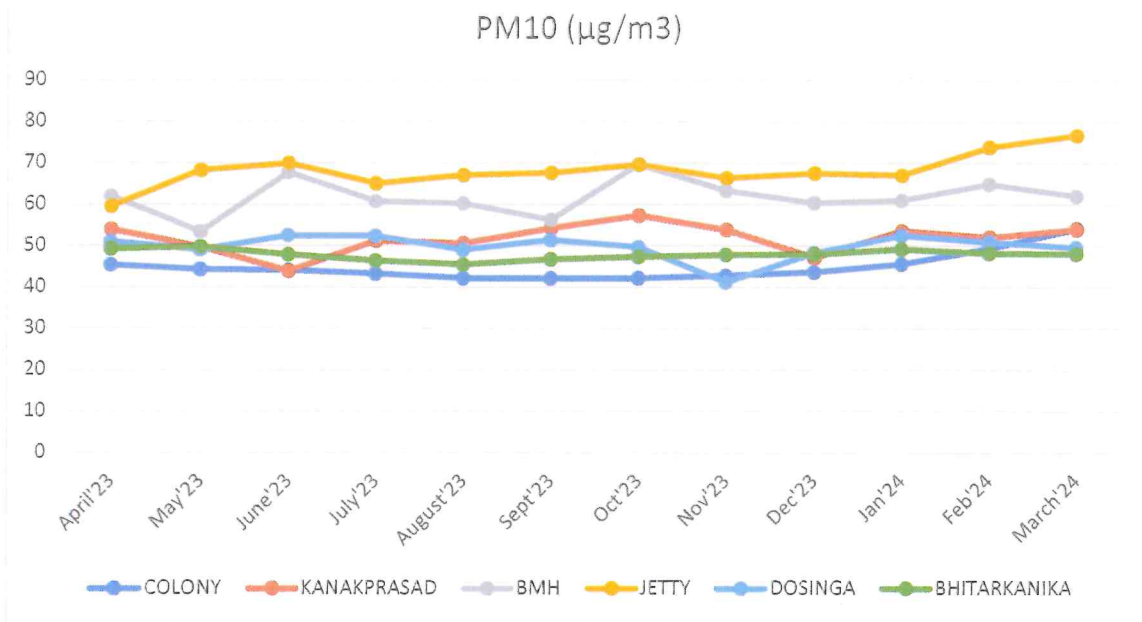
Address: The Dhamra Port Company Limited

At/PO. Dosinga, Via. Dhamra,

Dist-Bhadrak, Odisha-756171

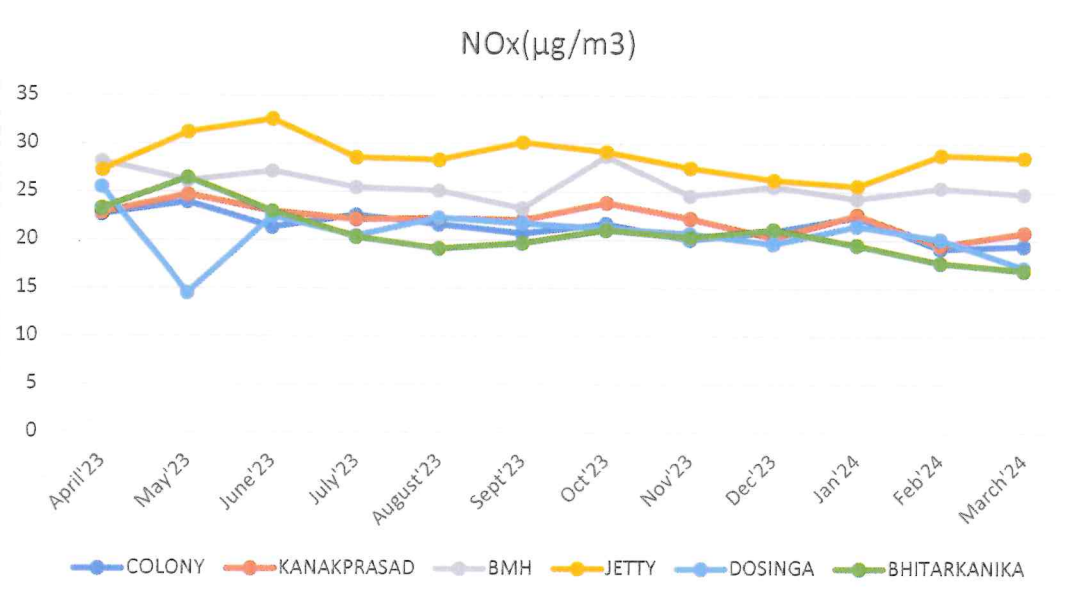
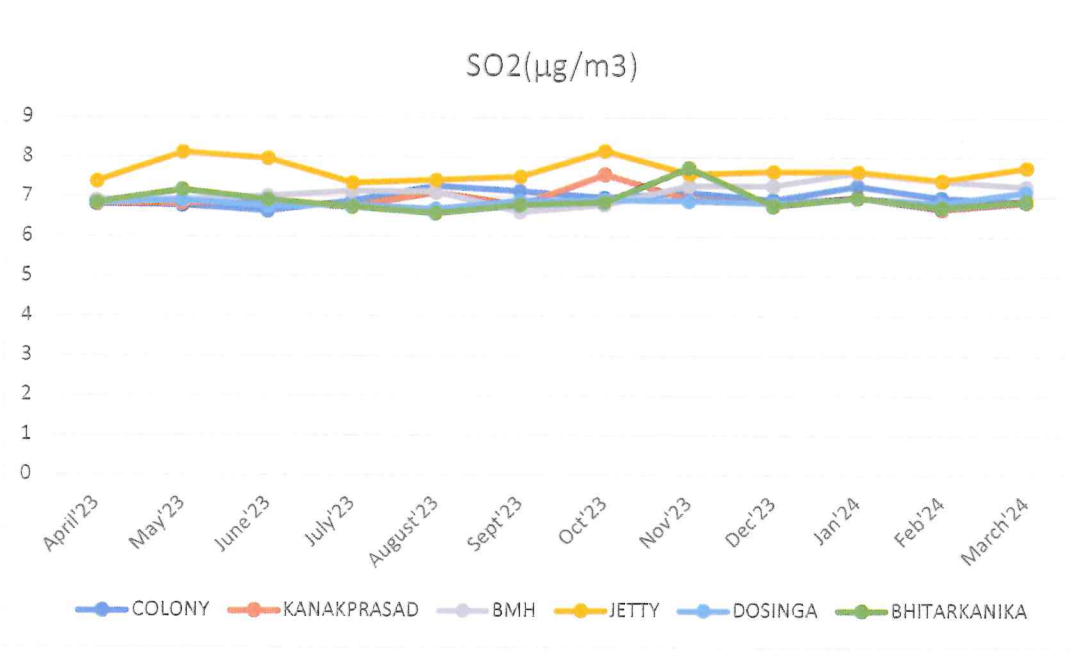


Annexure 1



Handwritten signature





[Handwritten Signature]

