

adani

Ports and
Logistics

AALL/MP/ 01/2021

Date: 20th September 2021

To

Member Secretary,
M.P. Pollution control Board,
Bhopal

Sub: Submission of Environmental Statement Report (Form V) for the year 2020-21.

Dear Sir,

Please find enclosed here with environmental statement report for the year 2020-21, in reference to the notification issued on 12 march, 1992 and published in Gazette on 22nd April, 1993 by Ministry of Enviroment & Forest, Government of India.

Please find same in order,

Thanking you,
Your Faithfully,

Adani Agri Logistics (MP) Limited

Authorized Signatory



Encl: as stated

CC: Regional Officer, M.P.P.C.B., Bhopal.

¹[FORM – V]

(See rule 14)

Environmental Statement for the financial year ending the 31st March 2020

PART – A

- (i) Name and address of the owner/
occupier of the industry operation or process. : Adani Agri Logistics (MP)
Limited ; Patwari Halka no-
65, Village- Pathari Haveli, Vidisha
- (ii) Industry category : Storage (Except controlled
atmosphere and cold)
Storage capacity : 50,000MT Of Wheat
- (iii) Year of establishment : April 2015
- (iv) Date of the last environmental statement submitted : March 2019


PART – B

Water and Raw Material Consumption

(1) Water consumption(m3/d):

Process : Not Applicable
Cooling : Not Applicable
Domestic : 4 m3/d (4 KLD)

(2) Raw Material Consumption : Not Applicable (It is storage facility)



A handwritten signature in black ink is written over a circular blue stamp. The stamp contains the text 'ADANI AGRI LOGISTICS' around the perimeter and a star in the center. The signature is written in a cursive style.

PART - C

Pollution discharged to environment/unit of output (Parameter as specified in the consent issued)


1) Pollutants	Quantity of pollutants discharged (mass/day)	Concentrations of pollutants in discharges (mass/volume)	Percentage of variation from prescribed standards with reasons
a) Water	6 KL/day (Avg)	pH - 7.20 (Avg) BOD - 25 mg/l(Avg) COD- 240mg/l(Avg)	Within prescribed limit
b) Air - Particulate matter(Avg) - Nitrogen Dioxide(Avg) - Sulphur Dioxide(Avg)	Nil	Nil	

PART - D

Hazardous Wastes

(as specified under Hazardous Waste Management and Handling Rules, 1989)

Hazardous Waster	Total Quantity (Kg.)	
	During the previous	During the current
	During the current Financial Year 2020-21	During the current Financial Year 2021-22
a (a) From process (i) Used Oil (ii) Waste Oil	(i) Used Oil- Nil (ii) Waste Oil- Nil	(i) Used Oil- Nil (ii) Waste Oil- Nil
(b) From pollution Control Facilities	Nil	Nil



**PART – E
Solid Waste**

Solid waste	Total Quantity (Kg.)	
	During the previous	During the current
	During the current Financial Year 2020-21	During the current Financial Year 2021-22
(a) From process - Agro Waste	Nil	Nil (All the collected material from cleaning wheat such wheat straw and husk etc are used for site filling)
(b) From pollution Control Facilities	Nil	Nil


PART – F

Category of Waste	Characteristics	Quantity	Disposal Practice
Solid Waste - Agro Waste	wheat straw and husk, Dust	NIL	NIL
Hazardous Waste - Used Oil	Used Oil (Liquid)	NIL	Hazardous wastes are disposed off to registered recyclers according to applicable Hazardous Wastes Management Rules.

PART – G

Adani Agri Logistics(MP) ltd has planned , designed and installed the pollution abatement measures in view of conservation of natural resources and environment protection . The waste water generated from domestic use is used for horticulture & plantation inside factory premises helping land conversion by developing plantation to promote healthy development of flora and fauna. Increasing in number of plants and plantation area help in arresting air pollution thus conserving natural resources like ground water. Land and air for better balance in ecosystem.

In addition the factory has installed multi-cyclones, partical bag filter in order to reduce air pollution.Waste water treatment, air pollution control equipment was contributing in pollution abatement measure.



The efforts taken by company have positive impacts on conservation of natural resources by reducing further lowering of ground water level, soil conservation and air pollution control which was taken care by increased number of plants every year supporting environment protection policy.

The cost of production has impact on pollution abatement measure by expressing capital investment on pollution control activities. Please refer below for capital expenditure on pollution control measures.

1. Top soil management done to conserve the top soil. Grasses and shrubs have been planted on the dumps to stabilize it.
2. Rs. 3,00,000 incurred for plantation activities, etc
3. Rs. 60,000 incurred for Watering plants

PART- H

M/s Adani Agri Logistics(MP) Ltd has stressed on taking additional measures for environment protection including prevention of pollution. The company has taken effective step for up-gradation of presently adopted pollution control technique and efficient plant operation for abatement of pollution and environmental protection

Additional investment were made for betterment of plant operation and environment protection at Wheat unloading station which is equipped with latest designed cyclones & bag filters to arrest the dust while handling of incoming wheat & Green belt development in and around the plant premises

Air pollution control was implemented by provision of cyclone in unloading shed , Covering belt conveyors and Process tower and paver block have been laid in roads for vehicular movement inside the plant premises

PART - I

Any other particulars for improving the quality of environment

1. We are providing safe drinking water from our industrial RO to our employees.
2. We provide dust mask to workers & employees during unloading of wheat
3. Extensive plantation in and around the plant as this is a continuous process in company
4. Regular thrust on Environment awareness conducting training classes at Plant
5. Good housekeeping

